

Riofoto

Rhodium Coated
Intraoral Photography Mirrors



Improve Your Image

All photographic mirrors are not the same. Mirrors coated with Rhodium, a silvery white precious metal, provide clearer, brighter images that will produce higher quality dental pictures. Superior quality pictures are an excellent tool to help improve clinical effectiveness as they may be used to promote patient education and help explain why major restorative treatment is necessary. They also provide documentation for patient records, insurance claims and case presentations to colleagues. A quality picture really is worth a thousand words!

Highest Reflectivity

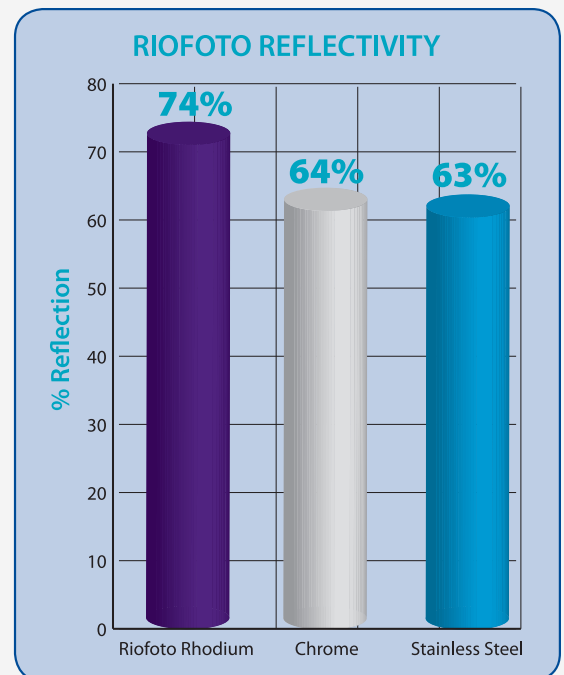
- Clear, sharper images with Rhodium coated mirrors
- Up to 10% more reflectivity than chrome mirrors
- Up to 20% more reflectivity than metal mirrors

Highest Quality

- Dual-sided mirror for twice the life of one sided mirrors
- More durability from flatter, higher quality substrate, which allows better adhesion of Rhodium coating to provide outstanding wear resistance
- Able to withstand repeated autoclave cycles up to 350°F/180°C

Patient Comfort

- Thicker mirrors with rounded corners make these more comfortable in the patient's mouth
- Both adult and pediatric sizes - makes it easy to pick the right shape for your patient





Riofoto Rhodium Coated Intraoral Photography Mirrors

Item	Description	Catalog No.
	Riofoto Mirror X-Long Kit of 3 (1 each of 631-101, 631-102 & 631-107)	631-109
	Riofoto Mirror Standard Kit of 6 (1 each of 631-103, 631-104, 631-105, 631-106, 631-107 & 631-108)	631-110
	Riofoto Mirror X-Long (Adult)	631-101
	Riofoto Mirror X-Long (Child)	631-102
	Riofoto Mirror Palatal (Adult)	631-103
	Riofoto Mirror Palatal (Child)	631-104
	Riofoto Mirror Lingual (Narrow Inside)	631-105
	Riofoto Mirror Lingual (Wide Inside)	631-106
	Riofoto Mirror Buccal (Narrow Outside)	631-107
	Riofoto Mirror Buccal (Wide Outside)	631-108

Riofoto Berger Mirrors

- Enhanced mirror stability and larger viewing area
- Deeper seating in the buccal corridor facilitating view of the second molars
- Wider shooting angulation resulting in superior images
- Easier to position due to anatomical shape

Item	Description	Catalog No.
	Riofoto Mirror Berger Max	631-112
	Riofoto Mirror Berger Buccal	631-113

Tri-View Photography Stand – Catalog No. 631-111

- Allows clear and accurate photos showing 3 critical angles of a plaster cast mold
- This unique stand makes storage and record keeping quick and easy



HENRY SCHEIN®
ORTHODONTICS

Rely on Us™

The New Movement In Orthodontics™

For more information on our products and educational offerings, please contact us:

HenryScheinOrtho.com | Customer Service: **888.851.0533**

In the U.S.: **800.547.2000**

Outside the U.S.: **+(1) 760.448.8600**

Canada: CERUM **800.661.9567**

To email an order: **USASales@HenryScheinOrtho.com**

To email an order from outside the U.S.: **IntlOrders@OrthoOrganizers.com**

Ortho Organizers, Inc. 1822 Aston Ave. Carlsbad, CA 92008-7306 USA

© 2016 Ortho Organizers, Inc. All rights reserved. PN 999-234 5/16

