

**SELF-LIGATING  
BRACKETS**



**Genesis-C™ Ceramic Brackets A-3**

**Genesis™ Brackets A-5**

## Genesis-C Ceramic Roth\* Brackets\*\*

Aesthetically-pleasing design to blend perfectly with the natural tooth tone, the *Genesis-C Ceramic Active Self-Ligating Bracket System* provides controlled active sliding mechanics, low-friction passive movement, and an advanced-technology durable clip for consistent and predictable treatment.

### Self-Ligation Interactive Philosophy

Orthodontic leaders have found self-ligation with an interactive system provides not only the low-friction, low-force movement needed for effective and patient-friendly treatment, but also vital, increasing active control for precise finishing with which the orthodontist and patient will be pleased.

#### Choose this aesthetically pleasing bracket and enjoy these features:

- Made from Polycrystalline Alumina material that blends perfectly with the natural tooth tone
- Rhodium-coated clip for aesthetics and reliable archwire changes
- Ceramic Injection Molding (CIM) results in complex structures that machined brackets cannot duplicate
- Fine Alumina spheres provide a patterned mechanical base for predictable debonding
- Guide rail provides stability in open position
- Rounded archwire slot for enhanced sliding mechanics
- All brackets open occlusally to avoid tissue interferences
- Vertical scribe line aids in proper bracket placement along the long axis
- Deep tie-wings for easy optional ligation
- Interactive clip provides passive to active control for effective treatment
- Convenient opening tool allows for easy opening of brackets



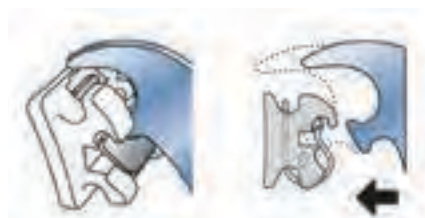
### Opening Instructions

#### To open self-ligating bracket spring clip:



#### STEP 1 (Optional)

Place instrument on the open clip slot directly beneath the bracket interface and gently push in the occlusal direction to disengage the bracket clip.



#### STEP 2

Place the instrument directly in the facial opening of the clip to engage the small extension of the spring clip.



#### STEP 3

Pull in the occlusal direction. The spring clip will pop open. For added patient comfort, use a finger to support the tooth and this will act as a stop when opening.

\*MASEL's prescription does not imply endorsement by the doctor(s).

\*\*Not available in the U.S., only available in select markets.



## Opening Tool

It's easy to open the brackets with the unique **Genesis-C Opening Tool**.

Each tool is designed specifically to fit the dimensions of the bracket for secure engagement.

ITEM NO.
4150-920

## Roth Prescription\* 5 Brackets Per Pack

BRACKET	DESCRIPTION	COLOR-CODE	TORQUE	ANG.	ROT.	SIDE	.022" ITEM NO.	
MAXILLARY	Centrals	Green	+12°	+5°	0°	R	2888-207-5	
			+12°	+5°	0°	L	2888-208-5	
	Laterals	Black	+8°	+9°	0°	R	2888-223-5	
			+8°	+9°	0°	L	2888-224-5	
	Cuspids	With Hook	Red	-2°	+9°	+4°M	R	2888-251-5
				-2°	+9°	+4°M	L	2888-252-5
	Bicuspids	With Hook	Purple	-7°	0°	+2°D	R	2888-259-5
				-7°	0°	+2°D	L	2888-260-5
	MANDIBULAR	Anteriors	Yellow	-1°	0°	0°	R & L	2888-235-5
		Cuspids	With Hook	Blue	-11°	+5°	+2°M	R
-11°					+5°	+2°M	L	2888-268-5
1 <sup>st</sup> Bicuspids		Twin with Hook	Brown	-17°	+2°	+4°D	R	2888-289-5
				-17°	+2°	+4°D	L	2888-290-5

## Roth Prescription\* Case

SET-UP	BRACKETS PER CASE	DESCRIPTION	.022" ITEM NO.
5-5 5-5	20	With Hooks on 3's, 4's, & 5's	2888-200

## Genesis-C Bracket Identification



Color-Code Identification Chart

USR	U4R	U3R	U2R	U1R	U1L	U2L	U3L	U4L	U5L
L5R	L4R	L3R	L2R	L1R	L1L	L2L	L3L	L4L	L5L

\*MASEL's prescription does not imply endorsement by the doctor(s).

## Genesis Roth\* Brackets\*\*

The *Genesis* Active Self-Ligating Bracket System provides low-friction passive movement and controlled active sliding mechanics, as well as an advanced-technology durable clip for reliable and predictable treatment outcomes.

### Self-Ligation Interactive Philosophy

Orthodontic leaders have found self-ligation with an interactive system provides not only the low-friction, low-force movement needed for effective and patient-friendly treatment, but also vital, increasing active control for precise finishing with which the orthodontist and patient will be pleased.

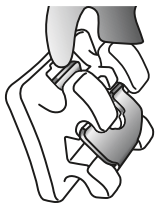
#### Key features and benefits you'll enjoy:

- Guide rail provides stability in open position
- Rounded archwire slot for enhanced sliding mechanics
- All brackets open to the occlusal to avoid tissue interferences
- Vertical scribe line aids in proper bracket placement along the long axis
- Deep tie-wings for easy optional ligation
- Interactive clip provides passive to active control for effective treatment
- Well-polished surfaces offer an attractive appearance
- Rounded tie-wings and smooth ball-hooks ensure patient comfort
- Contoured 80-gauge mesh base for true fit with the tooth anatomy and consistent bonding
- Advanced technology Cobalt-Nickel clip provides reliable performance
- Convenient opening tool allows for easy opening of brackets



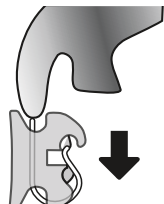
### Opening Instructions

#### To open self-ligating bracket spring clip:



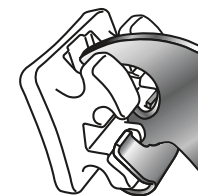
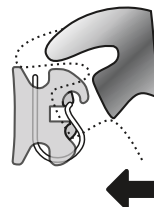
#### STEP 1 (Optional)

Place instrument on the open clip slot directly beneath the bracket interface and gently push in the occlusal direction to disengage the bracket clip.



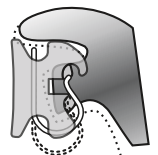
#### STEP 2

Place the instrument directly in the facial opening of the clip to engage the small extension of the spring clip.



#### STEP 3

Pull in the occlusal direction. The spring clip will pop open. For added patient comfort, use a finger to support the tooth and this will act as a stop when opening.



\*MASEL's prescription does not imply endorsement by the doctor(s).

\*\*Not available in the U.S., only available in select markets.



## Opening Tool

It's easy to open the brackets with the unique **Genesis Opening Tool**.

Each tool is designed specifically to fit the dimensions of the bracket for secure engagement.

ITEM NO.
4150-930

## Roth Prescription\* 10 Brackets Per Pack

BRACKET	DESCRIPTION	COLOR-CODE	TORQUE	ANG.	ROT.	SIDE	.022" ITEM NO.	
MAXILLARY	Centrals	Green	+12°	+5°	0°	R	2889-207-10	
			+12°	+5°	0°	L	2889-208-10	
	Laterals	Black	+8°	+9°	0°	R	2889-223-10	
			+8°	+9°	0°	L	2889-224-10	
	Cuspids	With Hook	Red	-2°	+9°	+4°M	R	2889-251-10
				-2°	+9°	+4°M	L	2889-252-10
	Bicuspids	With Hook	Purple	-7°	0°	+2°D	R	2889-259-10
				-7°	0°	+2°D	L	2889-260-10
MANDIBULAR	Anteriors	Yellow	-1°	0°	0°	R & L	2889-235-10	
	Cuspids	With Hook	Blue	-11°	+5°	+2°M	R	2889-267-10
				-11°	+5°	+2°M	L	2889-268-10
	1 <sup>st</sup> Bicuspids	Twin with Hook	Brown	-17°	+2°	+4°D	R	2889-289-10
				-17°	+2°	+4°D	L	2889-290-10

## Roth Prescription\* Case

SET-UP	BRACKETS PER CASE	DESCRIPTION	.022" ITEM NO.
5-5 5-5	20	With Hooks on 3's, 4's, & 5's	2889-200

## Genesis Metal Bracket Identification



Color-Code Identification Chart

USR	U4R	U3R	U2R	U1R	U1L	U2L	U3L	U4L	U5L
L5R	L4R	L3R	L2R	L1R	L1L	L2L	L3L	L4L	L5L

\*MASEL's prescription does not imply endorsement by the doctor(s).