

BUCCAL TUBES | D



Maestro D-2
Buccal Tubes

Elite Convertible D-8
Buccal Tubes

Standard Edgewise D-13
Buccal Tubes

Elite Non-Convertible D-14
Buccal Tubes

Elite Opti-MIM D-18
Non-Convertible Molar
Buccal Tubes

Elite Opti-MIM D-18
Non-Convertible Micro
Molar Buccal Tubes

Elite Opti-MIM D-19
Non-Convertible Solo
Molar Buccal Tubes

MAESTRO 1st Molar Buccal Tubes

Classic orthodontic design with a smooth modern flare.

The *Maestro* Buccal Tube completes the appliance system. It is a non-convertible, single-tube that harmonizes classic orthodontic designs with the needs of today's practitioners and patients. This design provides the precise control needed throughout all phases of treatment for a predictable finish. The *Maestro* Buccal Tube's large funneled entrance, side grip areas, and color-coding help simplify treatment by allowing for easier identification, placement, positioning, and wire insertion. The ease of use associated with this product also reduces chair time which makes the *Maestro* Buccal Tube an extremely cost-effective choice for your practice.

Maestro Buccal Tube product characteristics:

- Lowest possible profile to optimize patient comfort without hindering the precision and control needed for case completion
- Patient comfort is ensured with smooth rounded surfaces and lowered mesiogingival hooks
- Available as a direct bond or weldable
- Metal Injection Molded (MIM) stainless steel material for strength and proven performance


Quality Features Include:

Non-slip side grip areas for tweezers to hold and position bracket

Defined buccal indent for accurate stability and placement

Compound contoured base design for superior fit and bond strength

80 gauge mesh (micro-etched) bondable pad to maximize bond adhesion



Color-coded I.D. mark for easy identification

Smooth rounded surfaces and lowered mesiogingival hooks to ensure patient comfort





Large funneled entrance with notch as guide for wire insertion

BUCCAL TUBES

MAESTRO BUCCAL TUBES





MAESTRO 1st MOLAR BUCCAL TUBES

ROTH PRESCRIPTIONS*

STD	TOOTH #	COLOR-CODE	TORQUE	ANG.	OFFSET	ITEM NUMBERS			
						WELDABLE	.018 DIRECT BOND	WELDABLE	.022 DIRECT BOND
	UR6	Purple	-14°	0°	+14°	902-201	902-201DB	902-301	902-301DB
	UL6	Purple	-14°	0°	+14°	902-202	902-202DB	902-302	902-302DB
	LR6	Red	-25°	0°	+4°	902-251	902-251DB	902-351	902-351DB
	LL6	Red	-25°	0°	+4°	902-252	902-252DB	902-352	902-352DB

MAESTRO 1st MOLAR BUCCAL TUBES

MCLAUGHLIN, BENNETT, AND TREVISI PRESCRIPTIONS*





STD	TOOTH #	COLOR-CODE	TORQUE	ANG.	OFFSET	ITEM NUMBERS			
						WELDABLE	.018 DIRECT BOND	WELDABLE	.022 DIRECT BOND
	UR6	Purple	-14°	0°	+10°	902-203	902-203DB	902-303	902-303DB
	UL6	Purple	-14°	0°	+10°	902-204	902-204DB	902-304	902-304DB
	LR6	White	-20°	0°	0°	902-253	902-253DB	902-353	902-353DB
	LL6	White	-20°	0°	0°	902-254	902-254DB	902-354	902-354DB

*Ortho Organizers' prescription does not imply endorsement by the doctor(s).

MAESTRO BUCCAL TUBES





MAESTRO 1st MOLAR BUCCAL TUBES

ANDREWS PRESCRIPTIONS

STD	TOOTH #	COLOR-CODE	TORQUE	ANG.	OFFSET	ITEM NUMBERS			
						WELDABLE	.018 DIRECT BOND	WELDABLE	.022 DIRECT BOND
	UR6	Yellow	-10°	5°	+10°	911-205	911-205DB	911-305	911-305DB
	UL6	Yellow	-10°	5°	+10°	911-206	911-206DB	911-306	911-306DB
	LR6	Black	-30°	2°	0°	911-255	911-255DB	911-355	911-355DB
	LL6	Black	-30°	2°	0°	911-256	911-256DB	911-356	911-356DB

MAESTRO 1st MOLAR BUCCAL TUBES, CONVERTIBLE, DIRECT BOND ONLY

MEDIUM TORQUE PRESCRIPTIONS*

	TOOTH #	COLOR-CODE	TORQUE	ANG.	OFFSET	ITEM NUMBERS DIRECT BOND	
						.018	.022
	UR6	Yellow	-10°	0°	+10°	901-607	901-707
	UL6	Yellow	-10°	0°	+10°	901-608	901-708
	LR6	Blue	-22°	0°	0°	901-645	901-745
	LL6	Blue	-22°	0°	0°	901-646	901-746



*Ortho Organizers' prescription does not imply endorsement by the doctor(s).

BUCCAL TUBES

MAESTRO BUCCAL TUBES





MAESTRO 1st MOLAR BUCCAL TUBES

LOW TORQUE PRESCRIPTIONS*

STD	TOOTH #	COLOR-CODE	TORQUE	ANG.	OFFSET	ITEM NUMBERS			
						.018		.022	
						WELDABLE	DIRECT BOND	WELDABLE	DIRECT BOND
	LR6	Yellow	-10°	0°	0°	911-257	911-257DB	911-357	911-357DB
	LL6	Yellow	-10°	0°	0°	911-258	911-258DB	911-358	911-358DB

MAESTRO 2nd MOLAR BUCCAL TUBES

ROTH PRESCRIPTIONS*





STD	TOOTH #	COLOR-CODE	TORQUE	ANG.	OFFSET	ITEM NUMBERS			
						.018		.022	
						WELDABLE	DIRECT BOND	WELDABLE	DIRECT BOND
	UR7	Pink	-10°	0°	10°	911-211	911-211DB	911-311	911-311DB
	UL7	Pink	-10°	0°	10°	911-212	911-212DB	911-312	911-312DB
	LR7	Blue	-25°	0°	6°	911-261	911-261DB	911-361	911-361DB
	LL7	Blue	-25°	0°	6°	911-262	911-262DB	911-362	911-362DB

*Ortho Organizers' prescription does not imply endorsement by the doctor(s).

MAESTRO BUCCAL TUBES





MAESTRO 2nd MOLAR BUCCAL TUBES

MCLAUGHLIN, BENNETT, AND TREVISI PRESCRIPTIONS*

STD	TOOTH #	COLOR-CODE	TORQUE	ANG.	OFFSET	ITEM NUMBERS			
						WELDABLE	.018 DIRECT BOND	WELDABLE	.022 DIRECT BOND
	UR7	Grey	-14°	0°	+10°	911-213	911-213DB	911-313	911-313DB
	UL7	Grey	-14°	0°	+10°	911-214	911-214DB	911-314	911-314DB
	LR7	Yellow	-10°	0°	0°	911-263	911-263DB	911-363	911-363DB
	LL7	Yellow	-10°	0°	0°	911-264	911-264DB	911-364	911-364DB

MAESTRO 2nd MOLAR BUCCAL TUBES, NON-CONVERTIBLE, DIRECT BOND ONLY

MEDIUM TORQUE PRESCRIPTIONS*

	TOOTH #	COLOR-CODE	TORQUE	ANG.	OFFSET	ITEM NUMBERS DIRECT BOND	
						.018	.022
	UR7	Pink	-10°	0°	+10°	901-611	901-711
	UL7	Pink	-10°	0°	+10°	901-612	901-712
	LR7	Green	-15°	0°	0°	901-651	901-751
	LL7	Green	-15°	0°	0°	901-652	901-752





*Ortho Organizers' prescription does not imply endorsement by the doctor(s).

BUCCAL TUBES

MAESTRO BUCCAL TUBES





MAESTRO MINI 2nd MOLAR BUCCAL TUBES

ROTH PRESCRIPTIONS*

MINI	TOOTH #	COLOR-CODE	TORQUE	ANG.	OFFSET	ITEM NUMBERS			
						.018		.022	
						WELDABLE	DIRECT BOND	WELDABLE	DIRECT BOND
	UR7	Pink	-10°	0°	0°	NA	911-221DB	NA	911-321DB
	UL7	Pink	-10°	0°	0°	NA	911-222DB	NA	911-322DB
	LR7	Blue	-25°	0°	0°	NA	911-271DB	NA	911-371DB
	LL7	Blue	-25°	0°	0°	NA	911-272DB	NA	911-372DB

MAESTRO MINI 2nd MOLAR BUCCAL TUBES

MCLAUGHLIN, BENNETT, AND TREVISI PRESCRIPTIONS*

MINI	TOOTH #	COLOR-CODE	TORQUE	ANG.	OFFSET	ITEM NUMBERS			
						.018		.022	
						WELDABLE	DIRECT BOND	WELDABLE	DIRECT BOND
	UR7	Grey	-14°	0°	+10°	NA	911-223DB	NA	911-323DB
	UL7	Grey	-14°	0°	+10°	NA	911-224DB	NA	911-324DB
	LR7	Yellow	-10°	0°	0°	NA	911-273DB	NA	911-373DB
	LL7	Yellow	-10°	0°	0°	NA	911-274DB	NA	911-374DB

*Ortho Organizers' prescription does not imply endorsement by the doctor(s).

ELITE Convertible Molar Buccal Tubes

Elite Convertible Molar Buccal Tube product characteristics:

- Available loose, direct bond, or prewelded to bands
- Super low-profile design
- Metal Injection Molding (MIM) process translates into corrosion resistance, strength, and proven performance
- 80 gauge mesh (micro-etched) bondable pad to maximize bond adhesion

ELITE CONVERTIBLE MOLAR BUCCAL TUBES

UPPERS		DESCRIPTION
A		Upper 1st molar convertible gingival facebow tube (CBT)
B		Upper 1st molar convertible occlusal facebow tube (OCBT)
C		Upper 1st molar convertible double tube without facebow tube (DBT)
D		Upper 1st molar convertible triple occlusal facebow tube (TBT)
E		Upper 1st molar convertible standard buccal tube (STD)
LOWERS		DESCRIPTION
F		Lower 1st molar convertible standard buccal tube (STD)
G		Lower 1st molar convertible double tube without facebow tube (DBT)
H		Lower 1st molar convertible lip bumper tube (LBT)

BUCCAL TUBES

ELITE CONVERTIBLE MOLAR BUCCAL TUBES

ELITE CONVERTIBLE MOLAR BUCCAL TUBES, DIRECT BOND
ALL PRESCRIPTIONS*

MAXILLARY	DESCRIPTION	TOOTH #	TORQUE	ANG.	OFFSET	ITEM NUMBERS DIRECT BOND			
						.018 R	.018 L	.022 R	.022 L
1st Molar		U6	-10°	0°	+10°	901-001	901-002	901-101	901-102
		U6	-14°	0°	+14°	901-027	901-028	901-127	901-128
		U6	-10°	0°	+10°	901-003	901-004	901-103	901-104
		U6 ¹	-10°	0°	+10°	901-017	901-018	901-117	901-118
		U6 ²	-14°	0°	+14°	901-019	901-020	901-119	901-120
		U6 ³	-10°	0°	+10°	901-040	901-041	901-140	901-141
		U6 ¹	-10°	0°	+10°	901-005	901-006	901-105	901-106
		U6 ²	-14°	0°	+14°	901-009	901-010	901-109	901-110
		U6 ³	-10°	0°	+10°	—	—	901-115	901-116
		U6	-10°	0°	+10°	901-007	901-008	901-107	901-108
		U6	-14°	0°	+14°	901-033	901-034	901-133	901-134
MANDIBULAR						.018 R	.018 L	.022 R	.022 L
1st Molar		L6	-12°	0°	+4°	901-045	901-046	901-145	901-146
		L6	-25°	0°	+4°	901-021	901-022	901-121	901-122
		L6 ⁴	-25°	0°	+4°	901-023	901-024	901-123	901-124
		L6 ⁵	-25°	0°	+4°	901-025	901-026	901-125	901-126
		L6	-25°	0°	+4°	901-043	901-044	901-143	901-144

¹ Auxiliary tubes have -10° torque, +10° offset.

² Roth prescription – auxiliary tubes have -14° torque, +14° offset.

³ Bioprogressive prescription – auxiliary tubes have 0° torque, +10° offset.









⁴ Roth prescription-auxiliary tubes have -25° torque, +4° offset.

⁵ Bioprogressive prescription – auxiliary tubes have 0° torque, +4° offset.

*Ortho Organizers' prescription does not imply endorsement by the doctor(s).

ELITE CONVERTIBLE MOLAR BUCCAL TUBES

**ELITE MOLAR BUCCAL TUBES, DIRECT BOND
ANDREWS' (CLASSIC) PRESCRIPTION***

MAXILLARY		DESCRIPTION	TOOTH #	TORQUE	ANG.	OFFSET	ITEM NUMBERS			
							.018 R	.018 L	.022 R	.022 L
1st Molar		Convertible gingival facebow tube .047 (CBT)**	U6	-10°	0°	+10°	901-001	901-002	901-101	901-102
		Convertible occlusal facebow tube .047 (OCBT)**	U6	-10°	0°	+10°	901-003	901-004	901-103	901-104
		Convertible double without facebow tube .047 (DBT)**	U6	-10°	0°	+10°	901-017	901-018	901-117	901-118
		Convertible triple occlusal facebow tube .047 (TBT)**	U6	-10°	0°	+10°	901-005	901-006	901-105	901-106
		Convertible standard buccal tube (STD)	U6	-10°	0°	+10°	901-007	901-008	901-107	901-108
2nd Molar		Mini buccal tube	U7	-10°	0°	+10°	901-011	901-012	901-111	901-112
MANDIBULAR							.018 R	.018 L	.022 R	.022 L
1st Molar		Convertible standard buccal tube (STD)	L6	-25°	0°	+4°	901-021	901-022	901-121	901-122
		Convertible double without facebow tube .047 (DBT)**	L6	-25°	0°	+4°	901-023	901-024	901-123	901-124
2nd Molar		Mini buccal tube	L7	-25°	0°	+4°	901-031	901-032	901-131	901-132

*Ortho Organizers' prescription does not imply endorsement by the doctor(s).









**Auxiliary slot matches archwire slot.

BUCCAL TUBES

ELITE CONVERTIBLE MOLAR BUCCAL TUBES

ELITE CONVERTIBLE MOLAR BUCCAL TUBES, WELDABLE

ALL PRESCRIPTIONS*

MAXILLARY	DESCRIPTION	TOOTH #	TORQUE	ANG.	OFFSET	ITEM NUMBERS WELDABLE			
						.018 R	.018 L	.022 R	.022 L
1st Molar 	Convertible gingival facebow tube (CBT)	U6	-10°	0°	+10°	900-001	900-002	900-101	900-102
		U6	-14°	0°	+14°	900-027	900-028	900-127	900-128
	Convertible occlusal facebow tube (OCBT)	U6	-10°	0°	+10°	900-003	900-004	900-103	900-104
		U6	-14°	0°	+14°	900-029	900-030	900-129	900-130
	Convertible double tube without facebow tube (DBT)	U6 ¹	-10°	0°	+10°	900-017	900-018	900-117	900-118
		U6 ²	-14°	0°	+14°	900-019	900-020	900-119	900-120
		U6 ³	-10°	0°	+10°	900-040	900-041	900-140	900-141
	Convertible triple occlusal facebow tube (TBT)	U6 ¹	-10°	0°	+10°	900-005	900-006	900-105	900-106
		U6 ²	-14°	0°	+14°	900-009	900-010	900-109	900-110
		U6 ³	-10°	0°	+10°	900-015	900-016	900-115	900-116
	Convertible standard buccal tube (STD)	U6	-10°	0°	+10°	900-007	900-008	900-107	900-108
		U6	-14°	0°	+14°	900-033	900-034	900-133	900-134
MANDIBULAR						.018 R	.018 L	.022 R	.022 L
1st Molar 	Convertible standard buccal tube (STD)	L6	-12°	0°	+4°	900-045	900-046	900-145	900-146
		L6	-25°	0°	+4°	900-021	900-022	900-121	900-122
	Convertible double tube without facebow tube (DBT)	L6 ⁴	-25°	0°	+4°	900-023	900-024	900-123	900-124
		L6 ⁵	-25°	0°	+4°	900-025	900-026	900-125	900-126
	Convertible lip bumper tube (LBT)	L6	-25°	0°	+4°	900-043	900-044	900-143	900-144

¹ Auxiliary tubes have -10° torque, +10° offset.

² Roth prescription – auxiliary tubes have -14° torque, +14° offset.

³ Bioprogressive prescription – auxiliary tubes have 0° torque, +10° offset.










⁴ Roth prescription-auxiliary tubes have -25° torque, +4° offset.

⁵ Bioprogressive prescription – auxiliary tubes have 0° torque, +4° offset.

*Ortho Organizers' prescription does not imply endorsement by the doctor(s).

ELITE CONVERTIBLE MOLAR BUCCAL TUBES

**ELITE MOLAR BUCCAL TUBES, WELDABLE
ANDREWS' (CLASSIC) PRESCRIPTION***

MAXILLARY		DESCRIPTION	TOOTH #	TORQUE	ANG.	OFFSET	ITEM NUMBERS			
							.018 R	.018 L	.022 R	.022 L
1st Molar		Convertible gingival facebow tube .047 (CBT)**	U6	-10°	0°	+10°	900-001	900-002	900-101	900-102
		Convertible occlusal facebow tube .047 (OCBT)**	U6	-10°	0°	+10°	900-003	900-004	900-103	900-104
		Convertible double tube without facebow tube .047 (DBT)**	U6	-10°	0°	+10°	900-017	900-018	900-117	900-118
		Convertible triple occlusal facebow tube .047 (TBT)**	U6	-10°	0°	+10°	900-005	900-006	900-105	900-106
		Convertible standard buccal tube (STD)	U6	-10°	0°	+10°	900-007	900-008	900-107	900-108
2nd Molar		Mini buccal tube	U7	-10°	0°	+10°	900-011	900-012	900-111	900-112
MANDIBULAR							.018 R	.018 L	.022 R	.022 L
1st Molar		Convertible standard buccal tube (STD)	L6	-25°	0°	+4°	900-021	900-022	900-121	900-122
		Convertible double tube without facebow tube .047 (DBT)**	L6	-25°	0°	+4°	900-023	900-024	900-123	900-124
2nd Molar		Mini buccal tube	L7	-25°	0°	+4°	900-031	900-032	900-131	900-132



*Ortho Organizers' prescription does not imply endorsement by the doctor(s).

**Auxiliary slot matches archwire slot.



BUCCAL TUBES

STANDARD EDGEWISE BUCCAL TUBES

**STANDARD EDGEWISE BUCCAL TUBES, DIRECT BOND
EDGEWISE PRESCRIPTIONS***

MAXILLARY	DESCRIPTION	TOOTH #	TORQUE	ANG.	OFFSET	ITEM NUMBERS DIRECT BOND			
						.018 R	.018 L	.022 R	.022 L
2nd Molar 	Mini buccal tube without distal extension	U7	0°	0°	+10°	951-013	951-014	951-113	951-114
MANDIBULAR						.018 R	.018 L	.022 R	.022 L
2nd Molar 	Mini buccal tube	L6	0°	0°	+5°	951-015	951-016	951-115	951-116

**STANDARD EDGEWISE BUCCAL TUBES, WELDABLE
EDGEWISE PRESCRIPTIONS***

MAXILLARY	DESCRIPTION	TOOTH #	TORQUE	ANG.	OFFSET	ITEM NUMBERS WELDABLE	
						.018 R	.018 L
2nd Molar 	Convertible triple occlusal facebow tube (TBT)	U7	0°	0°	+10°	950-113	950-114
MANDIBULAR						.018 R	.018 L
2nd Molar 	Mini buccal tube	L7	0°	0°	+5°	950-115	950-116

*Ortho Organizers' prescription does not imply endorsement by the doctor(s).



ELITE

Non-Convertible Molar Buccal Tubes

Elite Non-Convertible Molar Buccal Tube product characteristics:

- Available loose, direct bond, or prewelded to bands
- Super low-profile design
- No tie-wings and smooth surface allow for reduced interference and increased patient comfort
- 80-gauge mesh (micro-etched) bondable pad to maximize bond adhesion






ELITE NON-CONVERTIBLE MOLAR BUCCAL TUBES

UPPERS		DESCRIPTION
A		Upper 1st molar non-convertible standard buccal tube (NC-STD)
B		Upper 1st molar non-convertible gingival facebow tube (NC-CBT)
C		Upper 1st molar non-convertible double buccal tube (NC-DBT)
D		Upper 1st molar non-convertible triple buccal tube (NC-TBT)
E		Upper 2nd molar mini buccal tube with distal extension
F		Upper 2nd molar mini buccal tube without distal extension

BUCCAL TUBES



ELITE NON-CONVERTIBLE MOLAR BUCCAL TUBES

ELITE NON-CONVERTIBLE MOLAR BUCCAL TUBES

LOWERS	DESCRIPTION
G 	Lower 1st molar non-convertible standard buccal tube (NC-STD)
H 	Lower 1st molar non-convertible lip bumper tube (NC-LBT)
I 	Lower 1st molar non-convertible double buccal tube (NC-DBT)
J 	Lower 2nd molar mini buccal tube with distal extension
K 	Lower 2nd molar mini buccal tube without distal extension

ELITE NON-CONVERTIBLE MOLAR BUCCAL TUBES

ELITE NON-CONVERTIBLE MOLAR BUCCAL TUBES, DIRECT BOND
ALL PRESCRIPTIONS*

MAXILLARY	DESCRIPTION	TOOTH #	TORQUE	ANG.	OFFSET	ITEM NUMBERS DIRECT BOND			
						.018 R	.018 L	.022 R	.022 L
1st Molar		U6	0°	0°	+5°	902-001DB	902-002DB	902-101DB	902-102DB
		U6	-10°	0°	+5°	902-003DB	902-004DB	902-103DB	902-104DB
		U6	-14°	0°	+5°	902-005DB	902-006DB	902-105DB	902-106DB
		U6	0°	0°	+5°	—	—	902-107DB	902-108DB
		U6	-10°	0°	+5°	902-009DB	902-010DB	902-109DB	902-110DB
		U6	-14°	0°	+5°	902-011DB	902-012DB	902-111DB	902-112DB
		U6	0°	0°	+5°	902-013DB	902-014DB	902-113DB	902-114DB
		U6	-10°	0°	+5°	902-015DB	902-016DB	902-115DB	902-116DB
		U6	-14°	0°	+5°	902-017DB	902-018DB	902-117DB	902-118DB
		U6	0°	0°	+5°	—	—	902-119DB	902-120DB
		U6	-10°	0°	+5°	—	—	902-121DB	902-122DB
		U6	-14°	0°	+5°	—	—	902-123DB	902-124DB
2nd Molar		U7	-10°	0°	+10°	901-011	901-012	901-111	901-112
		U7	-14°	0°	+10°	901-049	901-050	901-149	901-150
		U7	-14°	0°	+14°	901-013	901-014	901-113	901-114
		U7	-10°	0°	+10°	951-033	951-034	951-133	951-134
		U7	-14°	0°	+14°	951-035	951-036	951-135	951-136
MANDIBULAR						.018 R	.018 L	.022 R	.022 L
1st Molar		L6	0°	0°	+5°	902-041DB	902-042DB	902-141DB	902-142DB
		L6	-12°	0°	+5°	902-043DB	902-044DB	902-143DB	902-144DB
		L6	-20°	0°	+5°	902-061DB	902-062DB	902-161DB	902-162DB
		L6	-25°	0°	+5°	902-045DB	902-046DB	902-145DB	902-146DB
		L6	0°	0°	+5°	—	—	902-147DB	902-148DB
		L6	-12°	0°	+5°	902-049DB	902-050DB	902-149DB	902-150DB
		L6	-20°	0°	+5°	—	—	902-163DB	902-164DB
		L6	-25°	0°	+5°	902-051DB	902-052DB	902-151DB	902-152DB
		L6	0°	0°	+5°	902-053DB	902-054DB	902-153DB	902-154DB
		L6	-12°	0°	+5°	902-055DB	902-056DB	902-155DB	902-156DB
		L6	-25°	0°	+5°	902-057DB	902-058DB	902-157DB	902-158DB
	2nd Molar		L7	-12°	0°	+4°	901-051	901-052	901-151
L7			-25°	0°	+4°	901-031	901-032	901-131	901-132
		L7	-12°	0°	+4°	951-055	951-056	951-155	951-156
		L7	-25°	0°	+4°	951-053	951-054	951-153	951-154

*Ortho Organizers' prescription does not imply endorsement by the doctor(s).

**Auxiliary tubes have the same torque, angulation, and offset as main archwire tube.

BUCCAL TUBES

ELITE NON-CONVERTIBLE MOLAR BUCCAL TUBES

**ELITE NON-CONVERTIBLE MOLAR BUCCAL TUBES, WELDABLE
ALL PRESCRIPTIONS***

MAXILLARY	DESCRIPTION	TOOTH #	TORQUE	ANG.	OFFSET	ITEM NUMBERS WELDABLE			
						.018 R	.018 L	.022 R	.022 L
1st Molar		U6	0°	0°	+5°	902-001	902-002	902-101	902-102
		U6	-10°	0°	+5°	902-003	902-004	902-103	902-104
		U6	-14°	0°	+5°	902-005	902-006	902-105	902-106
		U6	0°	0°	+5°	902-007	902-008	902-107	902-108
		U6	-10°	0°	+5°	902-009	902-010	902-109	902-110
		U6	-14°	0°	+5°	902-011	902-012	902-111	902-112
		U6	0°	0°	+5°	902-013	902-014	902-113	902-114
		U6	-10°	0°	+5°	902-015	902-016	902-115	902-116
		U6	-14°	0°	+5°	902-017	902-018	902-117	902-118
		U6	0°	0°	+5°	902-019	902-020	902-119	902-120
		U6	-10°	0°	+5°	902-021	902-022	902-121	902-122
		U6	-14°	0°	+5°	902-023	902-024	902-123	902-124
2nd Molar		U7	-10°	0°	+10°	900-011	900-012	900-111	900-112
		U7	-14°	0°	+10°	900-049	900-050	900-149	900-150
		U7	-14°	0°	+14°	900-013	900-014	900-113	900-114
		U7	-10°	0°	+10°	950-033	950-034	950-133	950-134
		U7	-14°	0°	+14°	950-035	950-036	950-135	950-136
MANDIBULAR						.018 R	.018 L	.022 R	.022 L
1st Molar		L6	0°	0°	+5°	902-041	902-042	902-141	902-142
		L6	-12°	0°	+5°	902-043	902-044	902-143	902-144
		L6	-20°	0°	+5°	902-061	902-062	902-161	902-162
		L6	-25°	0°	+5°	902-045	902-046	902-145	902-146
		L6	0°	0°	+5°	902-047	902-048	902-147	902-148
		L6	-12°	0°	+5°	902-049	902-050	902-149	902-150
		L6	-20°	0°	+5°	902-063	902-064	902-163	902-164
		L6	-25°	0°	+5°	902-051	902-052	902-151	902-152
		L6	0°	0°	+5°	902-053	902-054	902-153	902-154
		L6	-12°	0°	+5°	902-055	902-056	902-155	902-156
		L6	-25°	0°	+5°	902-057	902-058	902-157	902-158
	2nd Molar		L7	-12°	0°	+4°	900-051	900-052	900-151
L7			-25°	0°	+4°	900-031	900-032	900-131	900-132
		L7	-12°	0°	+4°	950-055	950-056	950-155	950-156
		L7	-25°	0°	+4°	950-053	950-054	950-153	950-154

*Ortho Organizers' prescription does not imply endorsement by the doctor(s).

**Auxiliary tubes have the same torque, angulation, and offset as main archwire tube.

ELITE OPTI-MIM NON-CONVERTIBLE MOLAR BUCCAL TUBES

Opti-MIM Direct Bond Molar Buccal Tubes offer the following features:

- Made of *Nickel-Lite* Material for nickel sensitive patients
- One-piece with a compound, contour base with the patented *Grip-LOK* Micro-Etched Base
- A defined buccal indent for accurate placement and stability



OPTI-MIM NON-CONVERTIBLE MOLAR BUCCAL TUBES, DIRECT BOND ALL PRESCRIPTIONS*

MAXILLARY	DESCRIPTION	TOOTH #	TORQUE	ANG.	OFFSET	ITEM NUMBERS DIRECT BOND			
						.018 R	.018 L	.022 R	.022 L
1st Molar	Non-convertible buccal tube (NC-STD)	U6	-10°	0°	+10°	901-401	901-402	901-451	901-452
		U6	-14°	0°	+14°	901-403	901-404	901-453	901-454
2nd Molar*	Non-convertible mini buccal tube (NC-STD)	U7	-10°	0°	+10°	951-205	951-206	951-255	951-256
		U7	-14°	0°	+14°	951-207	951-208	951-257	901-258
		U7	0°	0°	+10°	951-201	951-202	951-251	951-252
MANDIBULAR						.018 R	.018 L	.022 R	.022 L
1st Molar	Non-convertible buccal tube (NC-STD)	L6	-12°	0°	+4°	901-411	901-412	901-461	901-462
		L6	-25°	0°	+4°	901-413	901-414	901-463	901-464
2nd Molar*	Non-convertible mini buccal tube (NC-STD)	L7	-12°	0°	+4°	951-209	951-210	951-259	951-260
		L7	-25°	0°	+4°	951-211	951-212	951-261	951-262
		L7	0°	0°	+4°	951-203	951-204	951-253	951-254

Direct Bond Micro Molar Tubes:

- Made of *Nickel-Lite* Material for nickel sensitive patients
- One-piece with a compound, contour base with the patented *Grip-LOK* Micro-Etched Base
- A defined buccal indent for accurate placement and stability
- For use on the 1st and 2nd molar due to reduced pad area
- Shorter flanges allow the buccal tube a more precise interface with the tooth



OPTI-MIM NON-CONVERTIBLE MICRO MOLAR BUCCAL TUBES, DIRECT BOND ALL PRESCRIPTIONS*

MAXILLARY	DESCRIPTION	TOOTH #	TORQUE	ANG.	OFFSET	ITEM NUMBERS DIRECT BOND			
						.018 R	.018 L	.022 R	.022 L
1st Molar	Non-convertible buccal tube (NC-STD)	U6 or U7	-10°	0°	+10°	901-401MP	901-402MP	901-451MP	901-452MP
		U6 or U7	-14°	0°	+14°	901-403MP	901-404MP	901-453MP	901-454MP
MANDIBULAR						.018 R	.018 L	.022 R	.022 L
1st Molar	Non-convertible buccal tube (NC-STD)	L6 or L7	-12°	0°	+4°	901-411MP	901-412MP	901-461MP	901-462MP
		L6 or L7	-25°	0°	+4°	901-413MP	901-414MP	901-463MP	901-464MP

*Ortho Organizers' prescription does not imply endorsement by the doctor(s).

BUCCAL TUBES

ELITE OPTI-MIM NON-CONVERTIBLE SOLO MOLAR BUCCAL TUBES

Direct Bond Solo Tubes*:

- A one-piece, one-cusp molar buccal tube which is approximately half the length of the traditional molar buccal tube
- Designed to be bonded to the mesial cusp of the 1st and 2nd molar
- Made of *Nickel-Lite* Material for nickel sensitive patients
- One-piece with a compound, contour base with the patented *Grip-LOK* Micro-Etched Base
- For partially erupted molars



OPTI-MIM NON-CONVERTIBLE SOLO MOLAR BUCCAL TUBES, DIRECT BOND

ALL PRESCRIPTIONS**

MAXILLARY	DESCRIPTION	TOOTH #	TORQUE	ANG.	OFFSET	ITEM NUMBERS DIRECT BOND			
						.018 R	.018 L	.022 R	.022 L
1st or 2nd Molar	Non-convertible mini buccal tube (NC-STD)	U6 or U7	0°	0°	0°	901-501	901-502	901-551	901-552
		U6 or U7	-10°	0°	0°	901-503	901-504	901-553	901-554
MANDIBULAR						.018 R	.018 L	.022 R	.022 L
1st or 2nd Molar	Non-convertible mini buccal tube (NC-STD)	L6 or L7	0°	0°	0°	901-511	901-512	901-561	901-562
		L6 or L7	-12°	0°	0°	901-513	901-514	901-563	901-564
		L6 or L7	-25°	0°	0°	901-515	901-516	901-565	901-566

* *Opti-MIM* Direct Bond Solo Tubes do not have a defined buccal indent.

***Ortho Organizers*' prescription does not imply endorsement by the doctor(s).