



Carriere® Motion™ Elastics Protocols



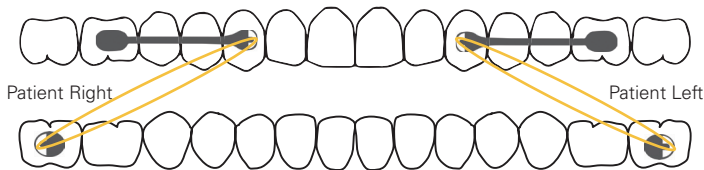
Elastics Protocol for Class II Cases

An elastic will run from upper arch to the lower 7. If the lower 7 is not available, run the elastic from the upper arch to the lower 6.

Standard Protocol

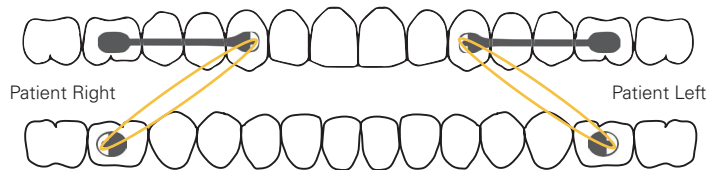
Motion Upper 3 to 6 with Tube on Lower 7

- 1st month: Force 1 elastics (6 oz, 1/4")
- After 1st month: Force 2 elastics (8 oz, 3/16") thereafter



Motion Upper 3 to 6 with Tube on Lower 6

- 1st month: Force 1 elastics (6 oz, 1/4")
- After 1st month: Force 2 elastics (8 oz, 3/16") thereafter

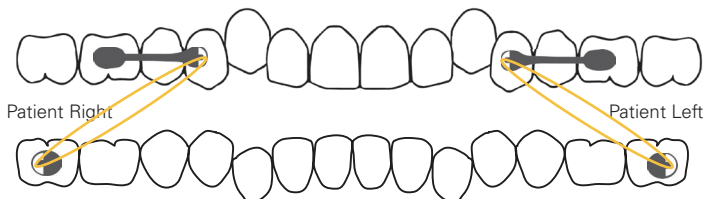


Blocked-Out Canine Protocol

Due to blocked-out, high, or buccally-displaced cuspids

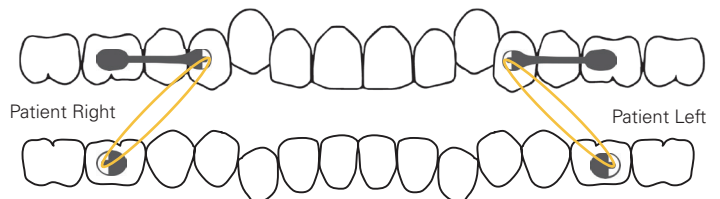
Motion Upper 4 to 6 with Tube on Lower 7

- 1st month: Force 1 elastics (6 oz, 1/4")
- After 1st month: Force 2 elastics (8 oz, 3/16") thereafter



Motion Upper 4 to 6 with Tube on Lower 6

- 1st month and thereafter: Force 2 elastics (8 oz, 3/16")

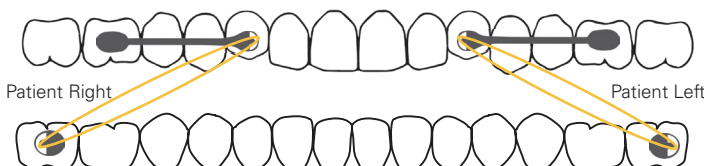


Mixed Dentition Protocol with Deciduous Canine

2/3 of deciduous canine's root must be available

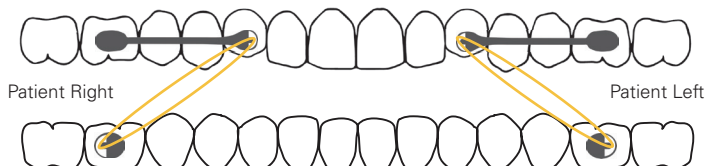
Motion from Deciduous Canine with Tube on Lower 7

- Force 1 elastics (6 oz, 1/4") throughout the treatment



Motion from Deciduous Canine with Tube on Lower 6

- Force 1 elastics (6 oz, 1/4") throughout the treatment

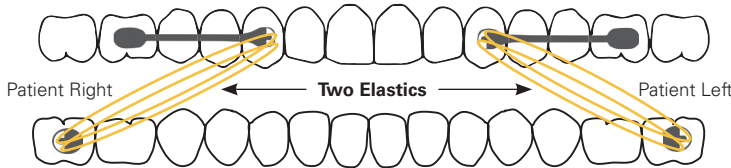


Adult Patients with High-Bone Density

If there is no movement after three months following the standard protocol in Class II, Division II, high-bone density patients, boost the case by proceeding with the following:

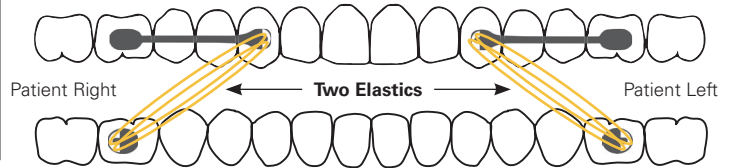
Motion 3 to 6 with Tube on Lower 7

- 4th month-night: double up Force 1 and Force 2 elastics (6 oz, 1/4" & 8 oz, 3/16")
- 4th month-day: single wear of Force 2 elastics (8 oz, 3/16")
- 5th month and thereafter: revert to single wear of Force 2 elastics (8 oz, 3/16")



Motion 3 to 6 with Tube on Lower 6

- 4th month-night: double up Force 2 elastics (8 oz, 3/16")
- 4th month-day: single wear of Force 2 elastics (8 oz, 3/16")
- 5th month and thereafter: revert to single wear of Force 2 elastics (8 oz, 3/16")



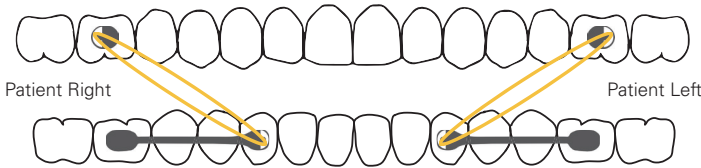
Elastics Protocol for Class III Cases

Elastic will run from the lower cuspid to upper molar

Standard Protocol

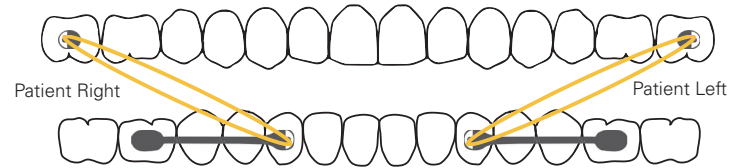
Motion Lower 3 to 6 with Tube on Upper 6

- Use Force 1 (6 oz, 1/4") elastics throughout the treatment



Motion Lower 3 to 6 with Tube on Upper 7

- Use Force 1 (6 oz, 1/4") elastics throughout the treatment

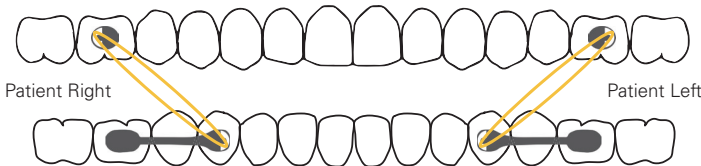


"Shorty" Cases Protocol

Elastic will run from 1st lower bicuspid to upper 1st or 2nd molar

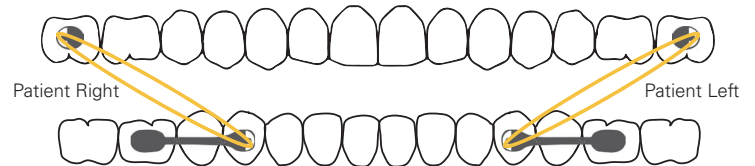
Motion Lower 4 to 6 with Tube on Upper 6

- Use Force 2 (8 oz, 3/16") elastics throughout the treatment



Motion Lower 4 to 6 with Tube on Upper 7

- Use Force 1 (6 oz, 1/4") elastics throughout the treatment



HENRY SCHEIN[®]
ORTHODONTICS

Rely on Us[™]

The New Movement In Orthodontics[™]

For more information on our products and educational offerings, please contact us:

HenryScheinOrtho.com | Customer Service: 888.851.0533

In the U.S.: 800.547.2000

Outside the U.S.: +(1) 760.448.8600

Canada: CERUM 800.661.9567

To email an order: USASales@HenryScheinOrtho.com

To email an order from outside the U.S.: IntlOrders@OrthoOrganizers.com

Ortho Organizers, Inc. 1822 Aston Ave. Carlsbad, CA 92008-7306 USA

© 2017 Ortho Organizers, Inc. All rights reserved. PN 999-325 Rev. A 2/17.

U.S. Patent No. 7,618,257, 6,976,839, and 7,238,022 and foreign patent numbers 2,547,433, 1723927, and 2006202089.

